

1953

Boston Red Sox



Record: 84 - 69

4th Place American League

Manager: Lou Boudreau

Fenway Park - 34,824

April/May/September/October


Day: 1-7 Good, 8-14 Average, 15-20 Bad

Night: 1-3 Good, 4-13 Average, 14-20 Bad

June/July/August

Day: 1-11 Good, 12-17 Average, 18-20 Bad

Night: 1-7 Good, 8-17 Average, 18-20 Bad



	Single		Homerun	
	Left	Right	Left	Right
Good	10	10	20	20
Average	9	9	19	19
Bad	7	7	16	16

Fence Height: L: 37', LC: 18', C: 9', RC: 5', R: 3'



1953

Chicago White Sox



Record: 89 - 65

3rd Place American League

Manager: Paul Richards

Comiskey Park - 47,400

April/May/September/October


Day: 1-7 Good, 8-14 Average, 15-20 Bad

Night: 1-4 Good, 5-13 Average, 14-20 Bad

June/July/August

Day: 1-11 Good, 12-17 Average, 18-20 Bad

Night: 1-7 Good, 8-17 Average, 18-20 Bad



	Single		Homerun	
	Left	Right	Left	Right
Good	15	10	7	7
Average	14	9	5	5
Bad	12	7	1	1

Fence Height: L: 12', C: 5', R: 12'



1953

Cleveland Indians



Record: 92 - 62
 2nd Place American League
 Manager: Al Lopez

Cleveland Municipal Stadium - 73,811

April/May/September/October


Day: 1-6 Good, 7-13 Average, 14-20 Bad

Night: 1-3 Good, 4-11 Average, 12-20 Bad

June/July/August

Day: 1-11 Good, 12-17 Average, 18-20 Bad

Night: 1-7 Good, 8-17 Average, 18-20 Bad



	Single		Homerun	
	Left	Right	Left	Right
Good	2	1	9	18
Average	1	1	7	16
Bad	0	0	4	13

Fence Height: L: 5', C: 5', R: 5'



1953

Detroit Tigers



Record: 60 - 94
 6th Place American League
 Manager: Fred Hutchinson

Briggs Stadium - 58,000

April/May/September/October


Day: 1-7 Good, 8-13 Average, 14-20 Bad

Night: 1-3 Good, 4-12 Average, 13-20 Bad

June/July/August

Day: 1-12 Good, 13-17 Average, 18-20 Bad

Night: 1-7 Good, 8-17 Average, 18-20 Bad



	Single		Homerun	
	Left	Right	Left	Right
Good	9	13	20	17
Average	8	12	19	16
Bad	6	10	17	14

Fence Height: L: 12, C: 9, R: 8'



1953

New York Yankees



World Series Champions
 American League Pennant
 Record: 99 - 52
 1st Place American League
 Manager: Casey Stengel
 Yankee Stadium - 67,000

April/May/September/October


Day: 1-8 Good, 9-15 Average, 16-20 Bad

Night: 1-4 Good, 5-14 Average, 15-20 Bad

June/July/August

Day: 1-12 Good, 13-17 Average, 18-20 Bad

Night: 1-7 Good, 8-17 Average, 18-20 Bad




	Single		Homerun	
	Left	Right	Left	Right
Good	2	1	12	2
Average	1	1	11	1
Bad	0	0	9	0

Fence Height: L: 4', C: 20', R: 4'



1953

Philadelphia Athletics



Record: 59 - 95
 7th Place American League
 Manager: Jimmy Dykes

Connie Mack Stadium - 33,166

April/May/September/October

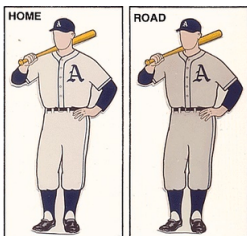
Day: 1-9 Good, 10-16 Average, 17-20 Bad

Night: 1-4 Good, 5-15 Average, 16-20 Bad

June/July/August

Day: 1-12 Good, 13-17 Average, 18-20 Bad

Night: 1-7 Good, 8-17 Average, 18-20 Bad



	Single		Homerun	
	Left	Right	Left	Right
Good	20	10	3	18
Average	17	7	1	15
Bad	16	6	0	14

Fence Height: L: 12', C: 20', R: 40'



1953

St. Louis Browns



Record: 54 - 100
 8th Place American League
 Manager: Marty Marion

Sportsman's Park - 30,500

April/May/September/October


Day: 1-8 Good, 9-15 Average, 16-20 Bad

Night: 1-5 Good, 6-15 Average, 16-20 Bad

June/July/August

Day: 1-11 Good, 12-17 Average, 18-20 Bad

Night: 1-7 Good, 8-17 Average, 18-20 Bad



	Single		Homerun	
	Left	Right	Left	Right
Good	14	11	17	9
Average	13	10	16	8
Bad	11	8	14	6

Fence Height: L: 12', C: 12', R: 33'



1953

Washington Senators



Record: 76 - 76
 5th Place American League
 Manager: Bucky Harris
 Griffith Stadium - 29,731

April/May/September/October


Day: 1-9 Good, 10-16 Average, 17-20 Bad

Night: 1-5 Good, 6-15 Average, 16-20 Bad

June/July/August

Day: 1-11 Good, 12-17 Average, 18-20 Bad

Night: 1-7 Good, 8-17 Average, 18-20 Bad



	Single		Homerun	
	Left	Right	Left	Right
Good	19	12	2	2
Average	18	11	1	1
Bad	16	9	0	0

Fence Height: L: 12', C: 9' R: 8'



1953

Milwaukee Braves



Record: 92 - 62
2nd Place National League
Manager: Charlie Grimm

Milwaukee County Stadium - 36,011

April/May/September/October

Day: 1-6 Good, 7-13 Average, 14-20 Bad

Night: 1-2 Good, 3-11 Average, 12-20 Bad

June/July/August

Day: 1-11 Good, 12-17 Average, 18-20 Bad

Night: 1-6 Good, 7-17 Average, 18-20 Bad



	Single		Homerun	
	Left	Right	Left	Right
Good	3	3	4	4
Average	1	1	1	1
Bad	0	0	0	0

Fence Height: L: 4', C: 4', R: 4'



1953

Brooklyn Dodgers



National League Pennant

Record: 105 - 49

1st Place National League

Manager: Chuck Dressen

Ebbett's Field - 32,111

April/May/September/October


Day: 1-8 Good, 9-15 Average, 16-20 Bad

Night: 1-4 Good, 5-14 Average, 15-20 Bad

June/July/August

Day: 1-12 Good, 13-17 Average, 18-20 Bad

Night: 1-7 Good, 8-17 Average, 18-20 Bad



	Single		Homerun	
	Left	Right	Left	Right
Good	7	13	11	11
Average	6	12	10	10
Bad	4	10	8	8

Fence Height: L: 10', LC: 10', C: 10. RC: 20', R: 38'



1953

Chicago Cubs



Record: 65 - 89

7th Place National League

Manager: Phil Cavarretta


Wrigley Field - 36,755

April/May/September/October

Day: 1-7 Good, 8-14 Average, 15-20 Bad

June/July/August

Day: 1-11 Good, 12-17 Average, 18-20 Bad



	Single		Homerun	
	Left	Right	Left	Right
Good	11	15	11	11
Average	9	13	8	8
Bad	5	9	2	2

Fence Height: L: 16', LC: 11', C: 11', RC: 11', R: 16'



1953

Cincinnati Redlegs



Record: 68 - 86

6th Place National League

Manager: Rogers Hornsby, Buster Mills (9/19/53)

Crosley Field - 29,439

April/May/September/October

Day: 1-8 Good, 9-15 Average, 16-20 Bad

Night: 1-4 Good, 5-14 Average, 15-20 Bad

June/July/August

Day: 1-12 Good, 13-17 Average, 18-20 Bad

Night: 1-7 Good, 8-17 Average, 18-20 Bad



	Single		Homerun	
	Left	Right	Left	Right
Good	7	7	19	10
Average	6	6	18	9
Bad	4	4	16	7

Fence Height: L: 18', C: 18', R: 10'



1953 Philadelphia Phillies



Record: 83 - 71
 t-3rd Place National League
 Manager: Steve O'Neill

Shibe Park - 33,166

April/May/September/October


Day: 1-9 Good, 10-16 Average, 17-20 Bad

Night: 1-4 Good, 5-15 Average, 16-20 Bad

June/July/August

Day: 1-12 Good, 13-17 Average, 18-20 Bad

Night: 1-7 Good, 8-17 Average, 18-20 Bad



	Single		Homerun	
	Left	Right	Left	Right
Good	20	15	4	16
Average	19	12	1	13
Bad	17	11	0	12

Fence Height: L: 12', C: 20', R: 40'



1953

Pittsburgh Pirates



“THE PIRATES”

Record: 50 - 104
 8th Place National League
 Manager: Fred Haney


Forbes Field - 34,249

April/May/September/October

Day: 1-8 Good, 9-14 Average, 15-20 Bad
 Night: 1-4 Good, 5-13 Average, 14-20 Bad

June/July/August

Day: 1-12 Good, 13-17 Average, 18-20 Bad
 Night: 1-7 Good, 8-17 Average, 18-20 Bad



	Single		Homerun	
	Left	Right	Left	Right
Good	7	15	2	17
Average	6	14	1	16
Bad	4	12	0	14

Fence Height: L: 14', C: 12', R: 28'



1953

St. Louis Cardinals



Record: 83 - 71

t-3rd Place National League

Manager: Eddie Stanky

Busch Stadium - 30,500

April/May/September/October


Day: 1-8 Good, 9-15 Average, 16-20 Bad

Night: 1-5 Good, 6-15 Average, 16-20 Bad

June/July/August

Day: 1-11 Good, 12-17 Average, 18-20 Bad

Night: 1-7 Good, 8-17 Average, 18-20 Bad



	Single		Homerun	
	Left	Right	Left	Right
Good	15	6	10	3
Average	14	5	9	1
Bad	12	3	7	0

Fence Height: L: 12', C: 12', R: 33'



1953

New York Giants



Record: 70 - 84
 5th Place National League
 Manager: Leo Durocher

Polo Grounds - 56,000

April/May/September/October


Day: 1-8 Good, 9-15 Average, 16-20 Bad

Night: 1-4 Good, 5-14 Average, 15-20 Bad

June/July/August

Day: 1-12 Good, 13-17 Average, 18-20 Bad

Night: 1-7 Good, 8-17 Average, 18-20 Bad



	Single		Homerun	
	Left	Right	Left	Right
Good	2	6	20	20
Average	1	5	19	19
Bad	0	3	17	17

Fence Height: L: 17', C: 8', R: 11'

